

IT visualization and monitoring made easy


Your typical organization has from 10% to 30% of their IT assets stranded or underutilized. It also suffers from 80 to 100 hours of downtime per year at an average cost of \$40,000 per hour. Still, IT managers keep vital network data in outdated tools, representing a security risk.

Enter **netTerrain**.

netTerrain visualizes and monitors your entire IT landscape, from data centers, outside plant fiber, wide and local area networks to virtual and cloud environments with a robust discovery and integrations engine and a simple drag and drop web interface.

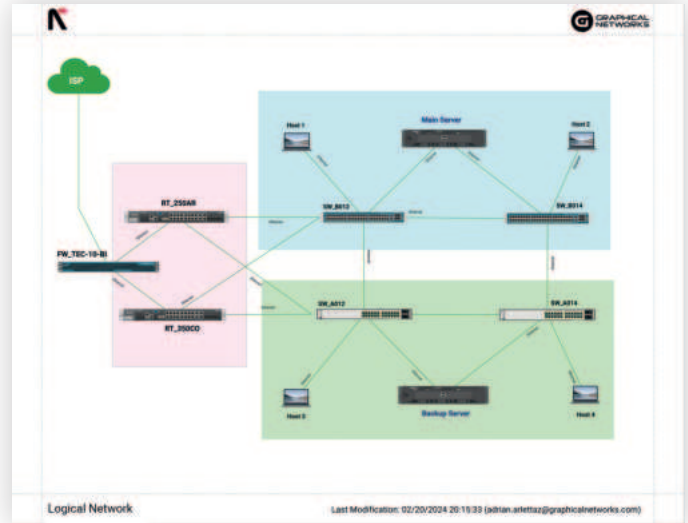
With netTerrain, your technicians have a graphical, hierarchical view of your entire IT landscape in a collaborative platform and you get real-time insights of the network improving uptime, reducing IT waste and keeping your network secure.

netTerrain's Stackable Solutions



DCIM: Data Center Infrastructure Management

From tracing outages to managing capacity and power, netTerrain DCIM software automatically deciphers your data center into insights you can act on.



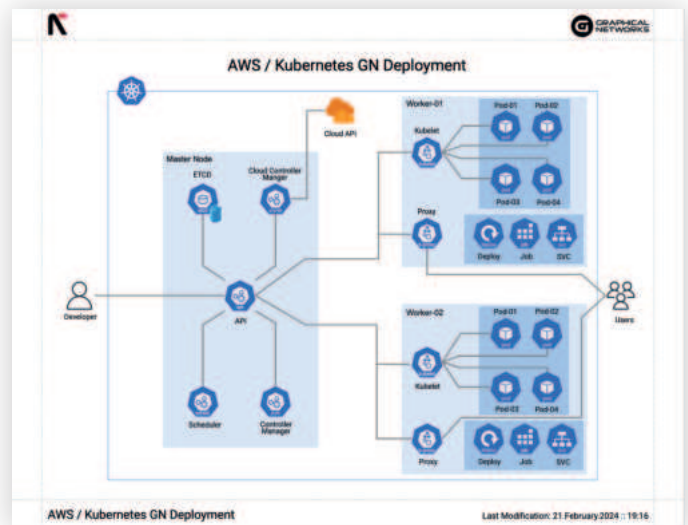
Logical: Automated Network Documentation

Streamline your operations with real-time visibility into your networks to trouble shoot faster, uncover stranded assets and secure your IT resources.



OSP: Fiber Plant Visibility at Your Fingertips

See what's happening in your fiber and copper plant, from street to strand. Document conduits and cables, track changes, understand capacity and manage circuits.



netTerrain Cloud: Multi-cloud observability

Understand your AWS, Azure and GCP costs, monitor all your cloud and virtual instances, remove console overload and visualize your entire IT stack from one place.

netTerrain Customers



15,000 users,
50 countries,
5 continents.



95% of users
recommend
netTerrain.



400 organizations,
all sizes &
all industries.



10 million+ objects
mapped in
netTerrain.



Caltech




NASA

SIEMENS



"Network operations and facilities were using various tools that weren't connected in any way. We needed a way to unify both the tools and the departments."

*Javier Iriarte,
Communications Manager.*



"I don't have to leave my office. In just five minutes, I have everything I need whereas before it could have been hours of running around."

*Jason Hilty, RCDD.
Network Design Professional.*



Graphical Networks

Get visual about IT!

Because enterprise software does not have to stink, our mission is to make the lives of IT people easier with a software that not only optimizes your networks but is also fun and easy to use.

Company

Headquartered in beautiful Gaithersburg, Maryland.



100% employee-owned. Customers, not investors, drive the roadmap.



20 employees in 5 countries. 60% is engineering.



Zero debt. Profitable since 2012. We run a tight ship.

20 global partners. Premier partners are certified.



30% Compound Annual Recurring Revenue Growth.



Milestones

